



YOUTH ART PROJECT FOR:

Legislative Branch

OBJECTIVE

Students will understand who makes up the Legislative branch.

Set up/prep time:


30 minutes

Activity Time:

1-2 hours

Materials Needed:

**A copy of the US Constitution, Paper, Pencil, Eraser,
Colored Pencils, Ruler**





COMMON CORE STATE STANDARD

ELA-Literacy.RH.6-8.1 Cite specific textual evidence to support analysis of primary and secondary sources.

PRE LESSON ASSESSMENT

What do the students already know about the Legislative branch of Government?

VOCABULARY

Legislative, Senate, House of Representatives

RELEVANT RESOURCES

Content

<http://www.whitehouse.gov/our-government/legislative-branch>
<http://www.usa.gov/Agencies/Federal/Legislative.shtml>
http://en.wikipedia.org/wiki/United_States_Congress
<http://www.nps.gov/nr/travel/wash/dc76.htm>

Art

<http://www.wikihow.com/Draw-a-Simple-House>
<http://www.youtube.com/watch?v=SbpEGYc1Bjg>
<http://www.nps.gov/nr/travel/wash/dc76.htm>

Students will engage in:

- Listening
- Speaking
- Reading
- Writing
- Partner Work
- Cooperative Learning
- Whole Group Instruction
- Visuals
- Hands on
- Technology Integration
- A Project
- Centers
- Simulations
- Activities


*"I learned some valuable lessons about the legislative process, the importance of bipartisan cooperation and the wisdom of taking small steps to get a big job done."
-Hillary Clinton*





STEP 1

Starting with a blank paper have the students draw a picture of a two story house in pencil. This will represent the legislative branch which is divided into the house, upper (Senate) and lower (House of Representatives), have the students label their house. After they are done drawing their house be sure to have the students go over their drawing again with a fine point pen.




STEP 2

Have the students color their house and add whatever details they would like.



STEP 3

After the house is complete have the students' then draw the top of the Capitol building on top of their house, this is where the Legislative branch meets. Again, once the students are done drawing with pencil have them go over their work with a fine tip black pen, then color.



POST LESSON ASSESSMENT

Do a post assessment to determine what new knowledge the students have gained about the Legislative Branch.