Emanuel Project
ART INTERVENTIONS FOR AT-RISK YOUTH

Social Studies
John Tyler

YOUTH ART PROJECT FOR:

JOHN TYLER

OBJECTIVE

Students will learn about the tenth president of the United States, John Tyler.

Set up/prep time:	Activity time:
30 minutes	2-3 hours

Materials Needed:

Pencil, fine-point marker, eraser, paper, container for water, brush, water colors



John Taylor
10th President

Years Served:

Party:

Facts:

COMMON CORE STATE STANDARD

CCSS.ELA-Literacy.RH.11-12.2 Determine the central ideas or information of a primary or secondary source; provide an accurate summary that makes clear the relationships among the key details and ideas.

PRE LESSON ASSESSMENT

Do a pre lesson assessment to determine what the students already know about John Tyler.

VOCABULARY

John Tyler, Whig party, Independent party

RELEVANT RESOURCES

Content

http://en.wikipedia.org/wiki/John_Tyler
http://www.whitehouse.gov/about/presidents/johntyler
http://www.biography.com/people/john-tyler-9512796

Art

http://www.ehow.com/how_8178054_paint-own-artwork-like-warhol.html
http://georgewbush-whitehouse.archives.gov/kids/presidentsday/color/10.html
http://www.historiann.com/wp-content/uploads/2012/01/johntyler.jpg

Students will engage in:

- ☐ Listening
- ☐ Speaking
- ☐ Reading
- ☐ Writing
- ☐ Partner Work
- ☐ Cooperative Learning
- ☐ Whole Group Instruction
- ☐ Visuals
- ☐ Hands on
- ☐ Technology Integration
- ☐ A Project
- ☐ Centers
- ☐ Simulations
- ☐ Activities

“ Wealth can only be accumulated by the earnings of industry and the savings of frugality.”
- John Tyler

STEP 1

Have the students draw the president or print out the template provided. If the students decide to draw the president have them start it with a pencil lightly.



STEP 2

After the students have drawn the president with a pencil lightly, they will go back and trace the president with a fine-point marker.



STEP 3

After the students have have finished tracing the president with a fine-point marker. They will go back and start painting the president with the water colors provided. After the students have finished coloring the president they will attach an extra sheet of paper to the bottom of the painting and write down different facts of the president.

POST LESSON ASSESMENT

Administer a post assessment to determine what new knowledge the students have gained.



John Taylor

10th President

Years Served:

Party:

Facts:



http://johnadams-whitehouse.archives.gov/kids/presidentsday/color/1.html

John Tyler

10th President

Years Served:

Party:

Facts: