



YOUTH ART PROJECT FOR:

Federal Government

OBJECTIVE

Students will understand what branches make up the Federal Government.

Set up/prep time:

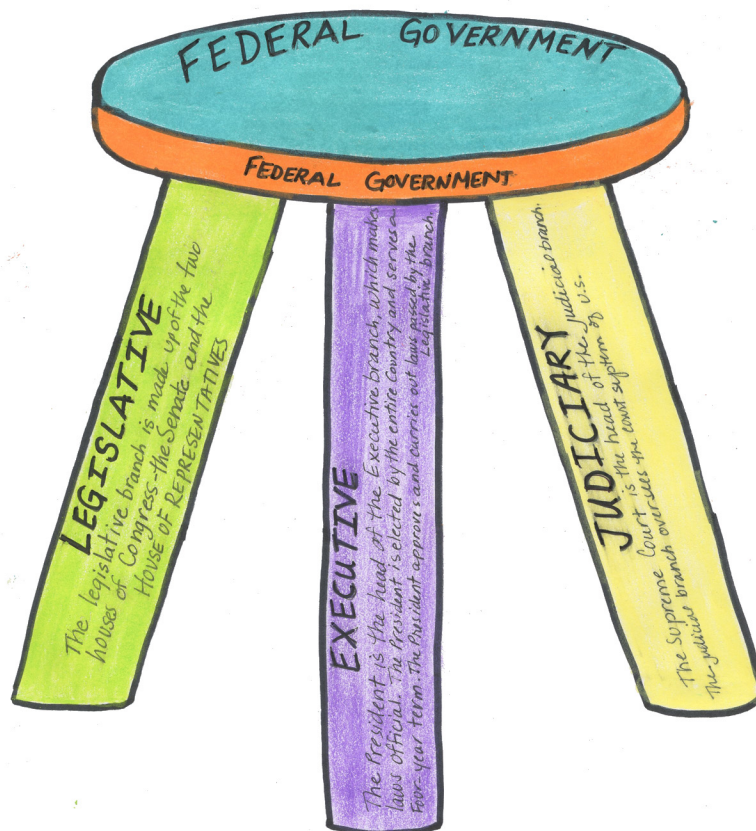
30 minutes

Activity Time:

1-2 hours

Materials Needed:

A copy of the US Constitution, Paper, Colored Pencils





COMMON CORE STATE STANDARD

ELA-Literacy.RH.9-10.2. Determine the central ideas or information of a primary or secondary source; provide an accurate summary of how key events or ideas develop over the course of the text.

PRE LESSON ASSESSMENT

What do the students already know about the Federal Government?

VOCABULARY

Federal Government, Executive, Legislative, Judicial

RELEVANT RESOURCES

Content

http://en.wikipedia.org/wiki/Federal_government_of_the_United_States

http://www.congressforkids.net/Constitution_threebranches.htm

<http://www.factmonster.com/ipka/A0774837.html>

Art

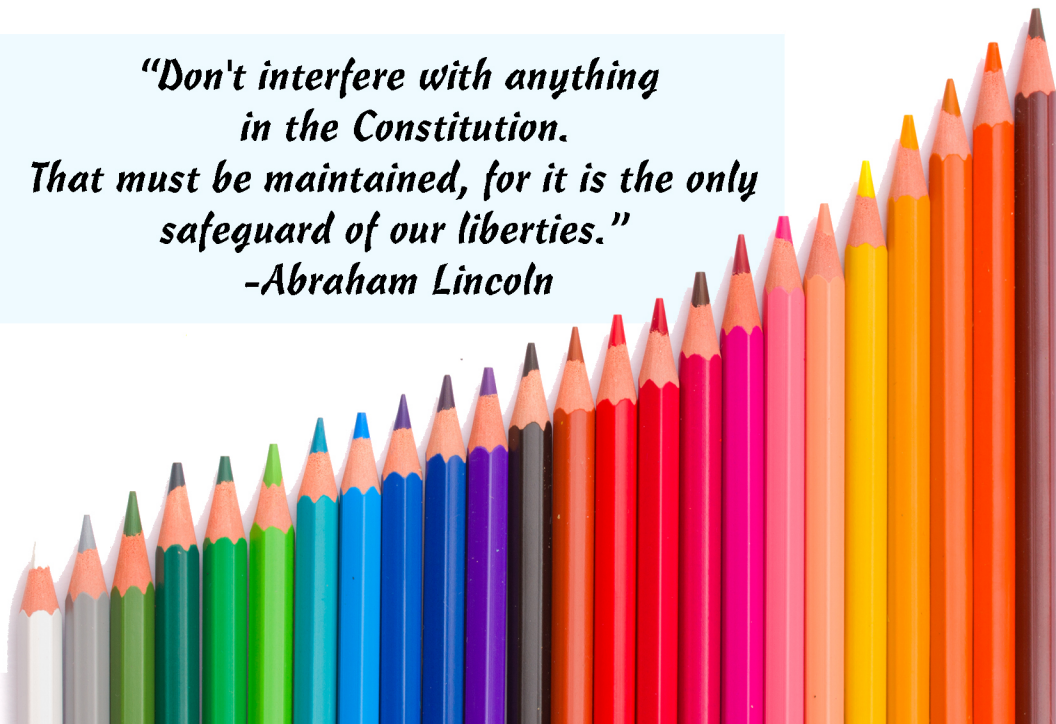
<http://www.clker.com/clipart-three-legged-stool-outline.html>

<http://openclipart.org/detail/31807/three-legged-stool-outline-by-rygle>

Students will engage in:

- Listening
- Speaking
- Reading
- Writing
- Partner Work
- Cooperative Learning
- Whole Group Instruction
- Visuals
- Hands on
- Technology Integration
- A Project
- Centers
- Simulations
- Activities

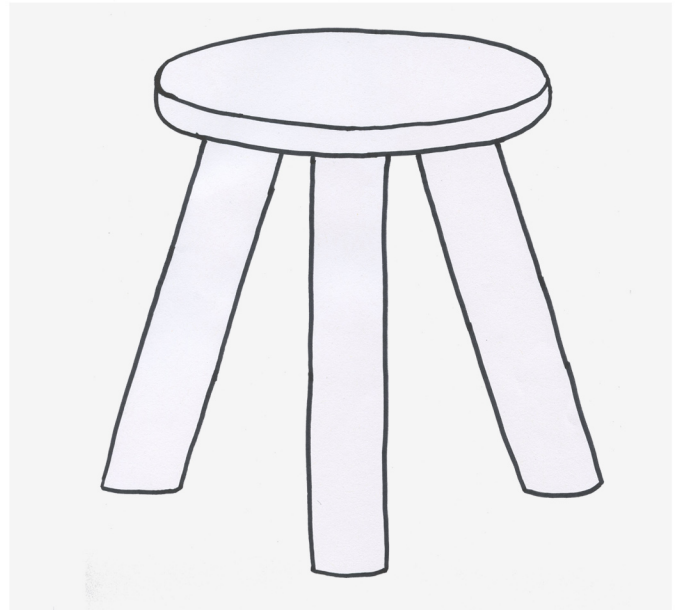
*"Don't interfere with anything
in the Constitution.
That must be maintained, for it is the only
safeguard of our liberties."
-Abraham Lincoln*





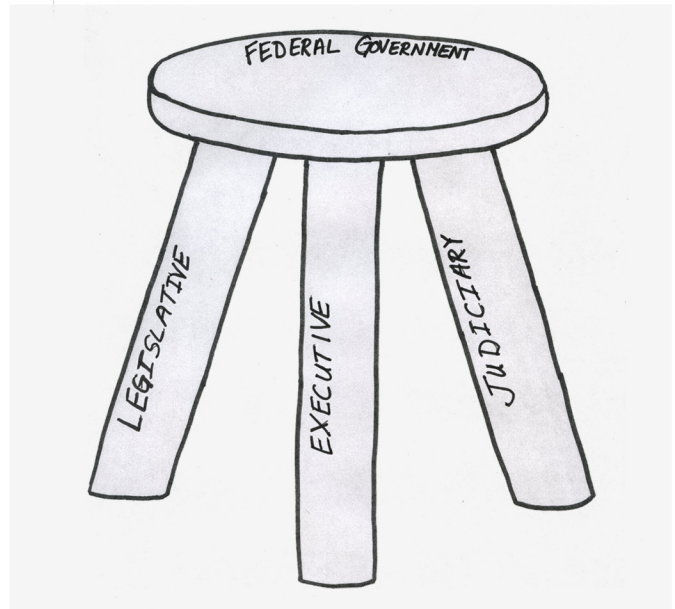
STEP 1

Starting with a blank paper draw an oval at the top of the page this will be the top of the stool. After the top of the stool is completed have the students draw three thick supportive legs coming from the oval and moving outward. Be sure to tell the students they will be writing inside each leg as well as the seating part of the stool so make sure it is big enough to do so.



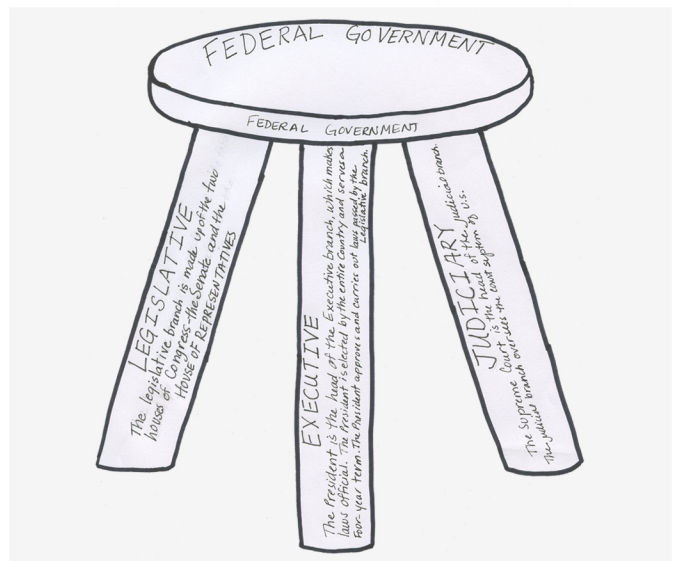
STEP 2

Have the students write FEDERAL GOVERNMENT in the top part of the stool in the seated area. Explain to the students the three branches form together to make up the FEDERAL GOVERNMENT



STEP 3

In the three supporting legs have the Students write LEGISLATIVE BRANCH in one leg, EXECUTIVE BRANCH in one leg, and JUDICIAL BRANCH in the other leg.



POST LESSON ASSESSMENT

Do a post assessment to determine what new knowledge the students have gained about the Federal Government.