

YOUTH ART PROJECT FOR:

TRANSITION METALS

OBJECTIVE

The student will learn about the first row of transition metals in the periodic table.

Set up/prep time:

30 minutes

Activity time:

2-3 hours

Materials Needed:

White paper, pencil, eraser, ruler, container for water, water color.





COMMON CORE STATE STANDARD

CCSS.ELA-Literacy.RST.6-8.4 Determine the meaning of symbols, key terms, and other domain-specific words and phrases as they are used in a specific scientific or technical context relevant to grades 6–8 texts and topics.

PRE LESSON ASSESSMENT

Do a post-lesson assessment to determine what new knowledge the students have gained.

VOCABULARY

Periodic table, Elements, Transition Metals

RELEVANT RESOURCES

Content

http://www.bbc.co.uk/schools/gcsebitesize/science/edexcel_pre_2011/patterns/transitionmetalsrev1.shtml
<http://chemed.chem.purdue.edu/genchem/topicreview/bp/ch12/trans.php>
<http://wwwchem.uwimona.edu/jm/courses/TMintro.html>

Art

<http://www.homeschooling-ideas.com/printable-periodic-table.html>
<http://images.tutorvista.com/cms/images/81/periodic-table-of-elements1.png>
<http://www.edu.pe.ca/threeoaks/teacherpages/higginbotham-science%20421%20webpage/notes/notes-chemistry-periodictable/periodictableoftheelements.htm>

*“Wisdom outweighs any wealth.”
-Sophocles*

Students will engage in:


- Listening
- Speaking
- Reading
- Writing
- Partner Work
- Cooperative Learning
- Whole Group Instruction
- Visuals
- Hands on
- Technology Integration
- A Project
- Centers
- Simulations
- Activities





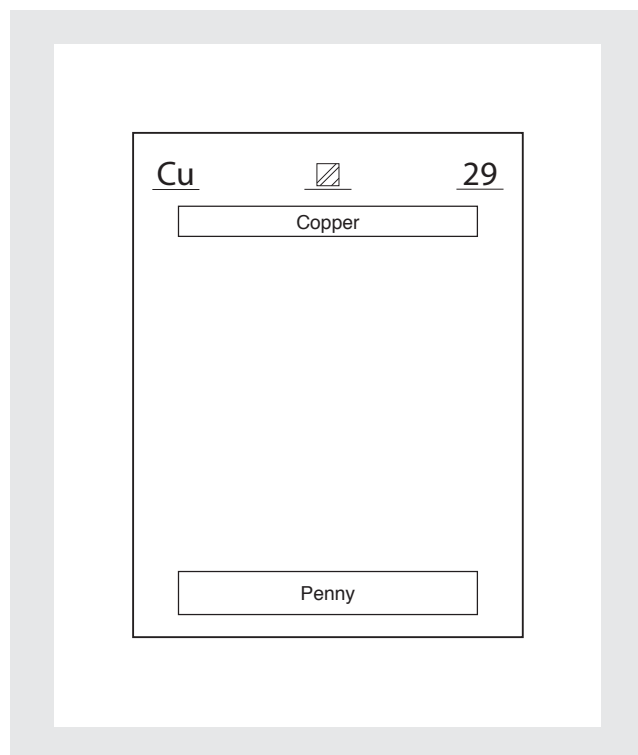
STEP 1

Print out the attached templates of the elements provided for the students.



STEP 2

After the templates have been printed the students will begin. Have the students start by writing in the info for the element (ex. Atomic Symbol, Atomic number and other Symbols).





STEP 3

After the students have written down the info for the element they will begin to draw the object or thing for that element. They will begin by drawing with a pencil lightly. After the pencil they will go back and trace over with a fine point marker. After the fine point marker the element is ready for coloring. they will color the element according to the colors on the periodic table. Refer to the “Relevant Resources” section for the color references.



POST LESSON ASSESMENT

Do a post assessment to determine what new knowledge the students have gained.




Cu



29

Copper



Penny



Sc

21

Scandium

Ti

22

Titanium

V

23

Vanadium

Cr

24

Chromium



Mn

25

Manganese

Fe

26

Iron

Co

27

Cobalt

Ni

28

Nickel



Cu

29

Copper

Zn

30

Zinc